

ELECTION 2008 HOW AMERICA VOTED

How each county voted in 2008 compared with how each voted in the 2004 election

KEY TO MAP



Barack Obama
 ■ Obama - won by Bush in 2004
 ■ Obama - won by Kerry in 2004



John McCain
 ■ McCain - won by Kerry in 2004
 ■ McCain - won by Bush in 2004

■ Candidates tied

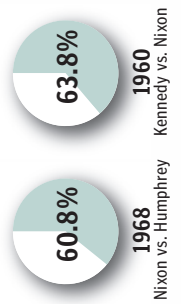

Obama carried just over a quarter of the nation's counties. But Obama counties tended to be much more populous than McCain counties. McCain's counties included about 44 that John Kerry won in 2004. Obama won over about 324 counties that went for Bush four years ago. Two counties were ties.

The Charlotte Observer

Copyright © 2008 ■ All rights reserved

VOTER TURNOUT

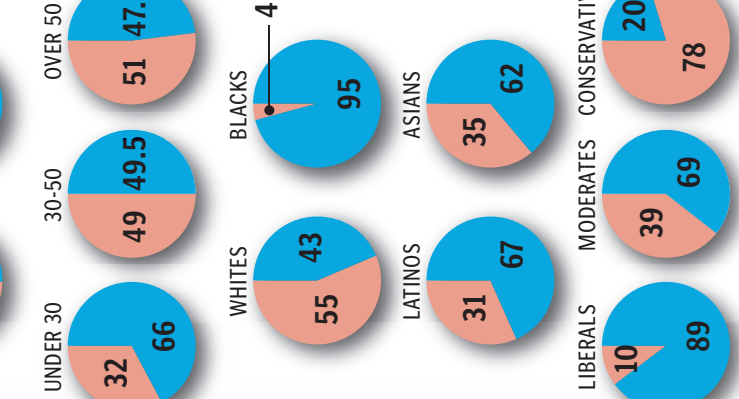
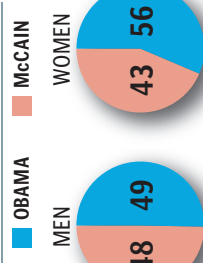
2008 turnout was heaviest since 1968, but apparently has fallen short of the 1960 benchmark:



VOTER DEMOGRAPHICS

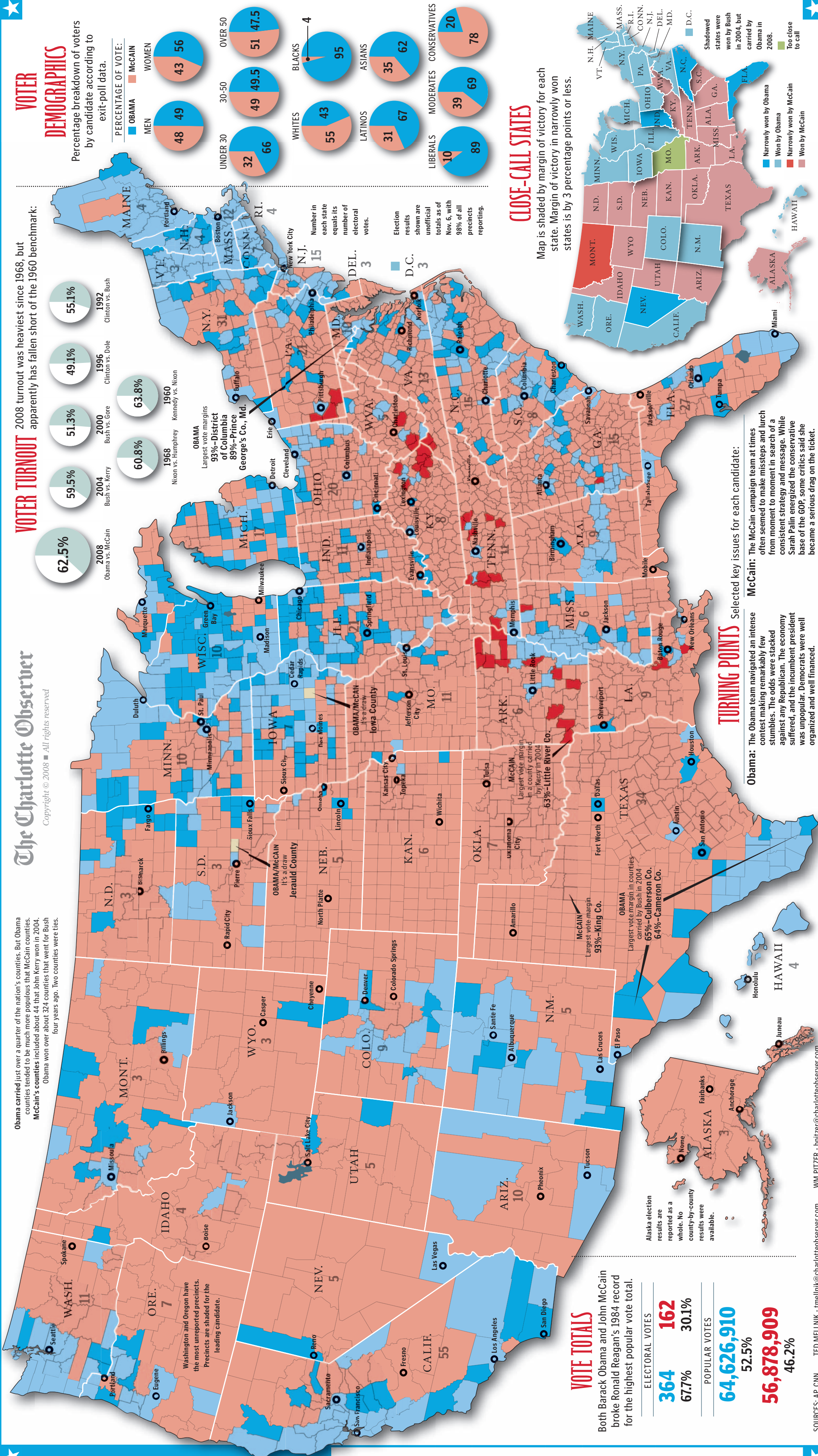
Percentage breakdown of voters by candidate according to exit-poll data.

PERCENTAGE OF VOTE:



CLOSE-CALL STATES

Map is shaded by margin of victory for each state. Margin of victory in narrowly won states is by 3 percentage points or less.



TURNING POINTS

Selected key issues for each candidate:

Obama: The Obama team navigated an intense contest making remarkably few stumbles. The odds were stacked against any Republican. The economy suffered, and the incumbent president was unpopular. Democrats were well organized and well financed.

McCain: The McCain campaign team at times often seemed to make missteps and lurch from moment to moment in search of a consistent strategy and message. While Sarah Palin energized the conservative base of the GOP, some critics said she became a serious drag on the ticket.

VOTE TOTALS

Both Barack Obama and John McCain broke Ronald Reagan's 1984 record for the highest popular vote total.

ELECTORAL VOTES	
364	162
67.7%	30.1%

POPULAR VOTES	
64,626,910	52.5%
56,878,909	46.2%

SOURCES: AP, CNN TED MELLNIK - tmellmik@charlotteobserver.com WM PITZER - bpitzer@charlotteobserver.com